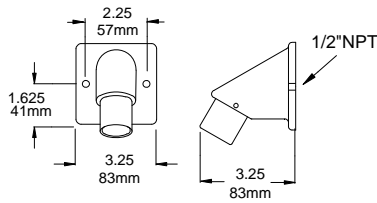


ACCESSORIES

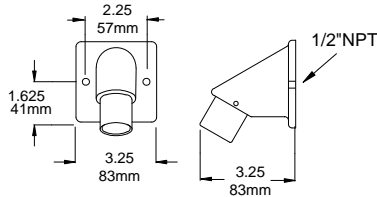
INSTITUTIONAL SHOWER HEADS



H-06

H-06

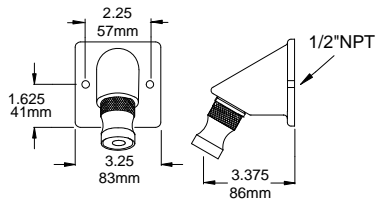
- Brass construction
- Vandal resistant screws
- 2.5 GPM (9.5 l/m) max. flow rate



H-06-1.5

H-06-1.5

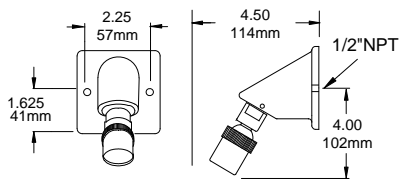
- Brass construction
- Vandal resistant screws
- 1.5 GPM (5.7 l/m) max. flow rate



H-06-ADJ

H-06-ADJ

- Brass construction
- Adjustable spray (lockable)
- Vandal resistant screws
- 2.5 GPM (9.5 l/m) max. flow rate



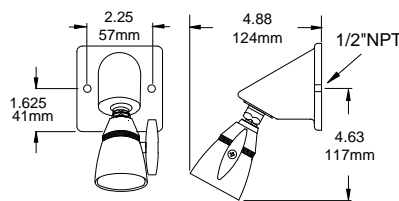
H-06/C102S

H-06/C102S

- Brass construction head
- Brass ball joint and spray head
- Vandal resistant screws
- 2.0 GPM (7.7 l/m) max. flow rate

H-07

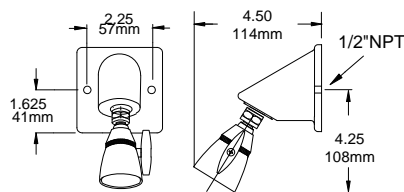
- Brass construction
- Ball joint
- Lever adjustable spray
- Vandal resistant screws
- 2.5 GPM (9.5 l/m) max. flow rate



H-07

H-08

- H-08 Brass construction
- Ball joint
- Lever adjustable spray
- Vandal resistant screws
- 2.5 GPM (9.5 l/m) max. flow rate



H-08

OPTIONS:

- __SUFFIX AP - Anchor plate
- __SUFFIX SBP - Back plate, screws, couplings
- __SUFFIX V - Separate volume control



WARNING: This product can expose you to chemicals including lead, which is known to the State of California to cause cancer. For more information, go to www.P65Warnings.Ca.gov



1360 Elmwood Avenue, Cranston, RI 02910 USA
Phone: 401.461.1200 Fax: 401.941.5310
Email: info@leonardvalve.com
Web Site: <http://www.leonardvalve.com>